

350714-4 ✓ ACTIVE

MATE-N-LOK | Universal MATE-N-LOK

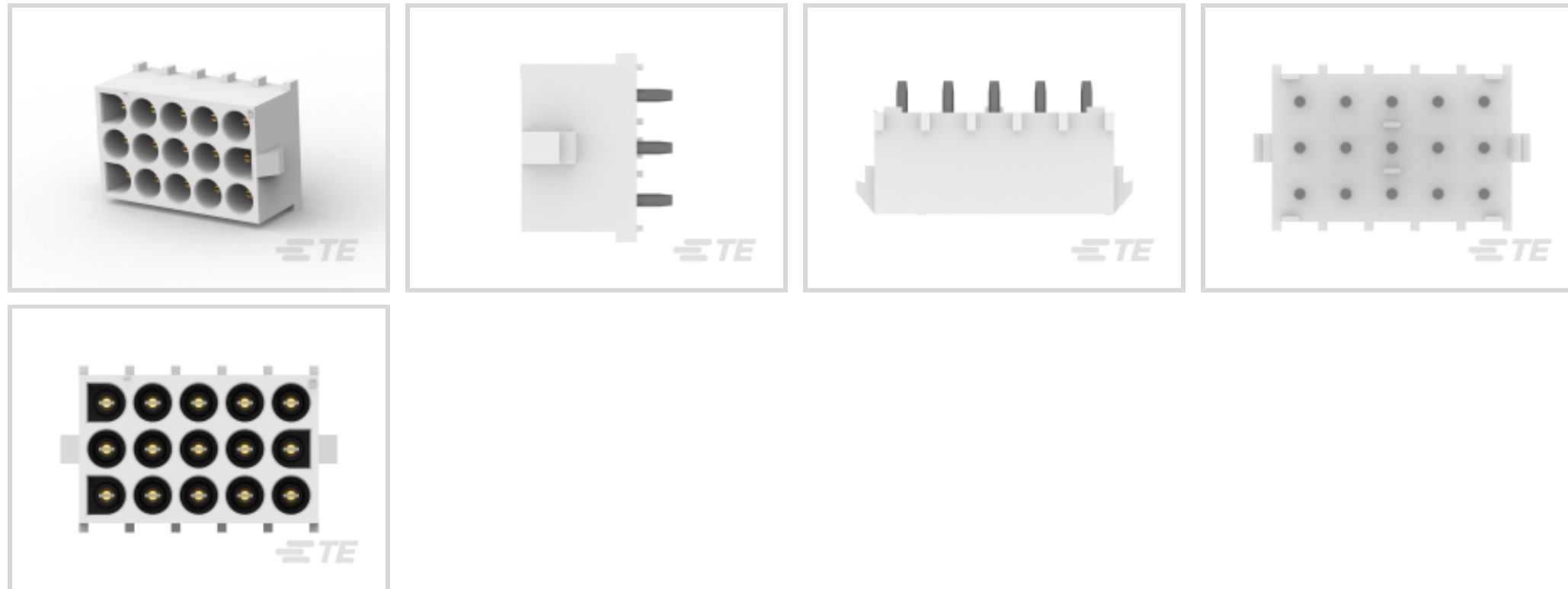
TE Internal #: 350714-4

Rectangular Power Connectors, Header, Receptacle, Wire-to-Board, 15 Position, 6.35 mm [.25 in] Centerline, Printed Circuit Board, Universal MATE-N-LOK

[View on TE.com >](#)



Connectors > Power Connectors > Rectangular Power > Rectangular Power Connectors



Rectangular Power Connector Type: **Header**

Connector & Housing Type: **Receptacle**

Connector System: **Wire-to-Board**

Number of Positions: **15**

Centerline (Pitch): **6.35 mm [.25 in]**

## Features

### Product Type Features

Rectangular Power Connector Type	Header
Connector & Housing Type	Receptacle
Connector System	Wire-to-Board
Sealable	No
Connector & Contact Terminates To	Printed Circuit Board

### Configuration Features

Number of Positions	15
PCB Mount Orientation	Vertical
Number of Power Positions	15
Number of Rows	3

### Electrical Characteristics

Operating Voltage	250 VAC
-------------------	---------

### Contact Features

Contact Layout	Matrix
----------------	--------



Multiple Contact Types	Without
Contact Current Rating (Max)	10 A, 12 A
Contact Retention Within Housing	Without
Contact Type	Pin
PCB Contact Termination Area Plating Material	Tin
Contact Mating Area Plating Material	Gold
Contact Mating Area Plating Material Thickness	.76 – .91 $\mu\text{m}$ [30 – 36 $\mu\text{in}$ ]
Underplate Material Thickness	1.27 $\mu\text{m}$ [50 $\mu\text{in}$ ]
Contact Termination Area Plating Thickness	2.54 $\mu\text{m}$ [100 $\mu\text{in}$ ]

### Termination Features

Termination Post & Tail Length	3.15 mm[.124 in]
Termination Method to Printed Circuit Board	Through Hole - Solder

### Mechanical Attachment

Strain Relief	Without
Mating Alignment Type	Polarization
Mating Alignment	With
PCB Mount Alignment	Without
Panel Mount Feature	Without
PCB Mount Retention	Without
Connector Mounting Type	Board Mount
Mating Retention	With
Mating Retention Type	Positive Lock

### Housing Features

Centerline (Pitch)	6.35 mm[.25 in]
Housing Color	Natural
Housing Material	Nylon

### Dimensions

Row-to-Row Spacing	6.35 mm[.25 in]
PCB Thickness (Recommended)	1.57 mm[.062 in]
Width	20.32 mm[.8 in]
Length	26.67 mm[1.05 in]

### Usage Conditions



Operating Temperature Range	-40 – 105 °C[-40 – 221 °F]
-----------------------------	----------------------------

### Operation/Application

Assembly Integration Feature	Without
Circuit Application	Power

### Industry Standards

CSA Rating	Certified
UL Flammability Rating	UL 94V-0
Glow Wire Rating	Standard Part - Not Glow Wire
Agency/Standard Number	E28476
Agency/Standard	CSA, UL
UL Rating	Recognized
CSA File Number	LR7189
VDE Tested	Yes

### Packaging Features

Packaging Method	Bag
Packaging Quantity	50

### Other

For Use With	Mates with Plug Housing (Using Socket Contacts)
--------------	---

### Product Compliance

[For compliance documentation, visit the product page on TE.com>](#)

EU RoHS Directive 2011/65/EU	Compliant
EU ELV Directive 2000/53/EC	Compliant
China RoHS 2 Directive MIIT Order No 32, 2016	No Restricted Materials Above Threshold
EU REACH Regulation (EC) No. 1907/2006	Current ECHA Candidate List: JUNE 2022 (224) Candidate List Declared Against: JUNE 2022 (224) Does not contain REACH SVHC
Halogen Content	Low Halogen - Br, Cl, F, I < 900 ppm per homogenous material. Also BFR/CFR/PVC Free
Solder Process Capability	Wave solder capable to 265°C

## Product Compliance Disclaimer

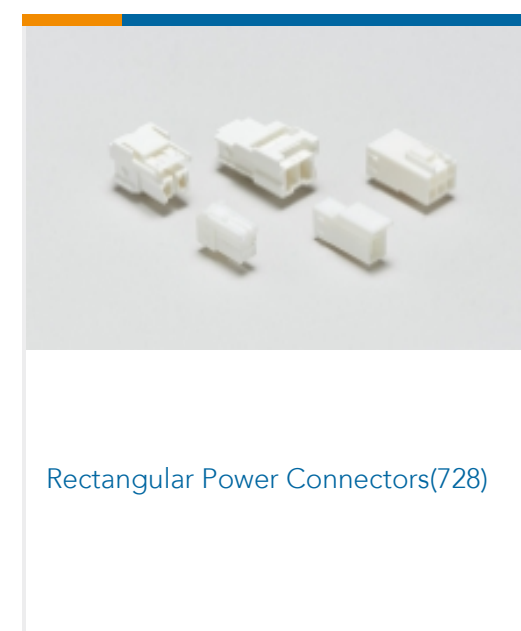
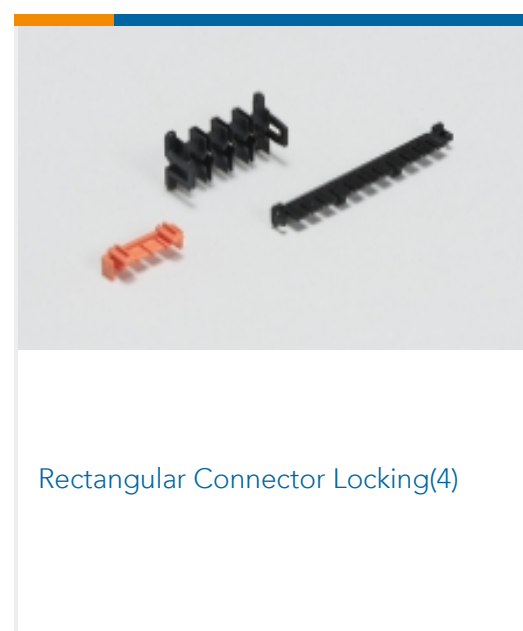


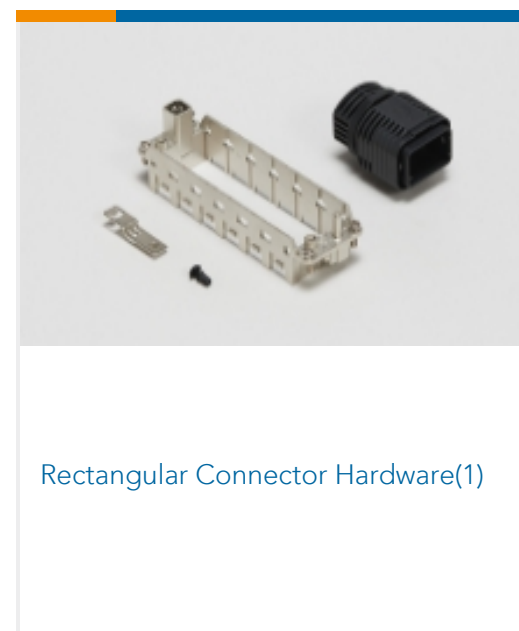
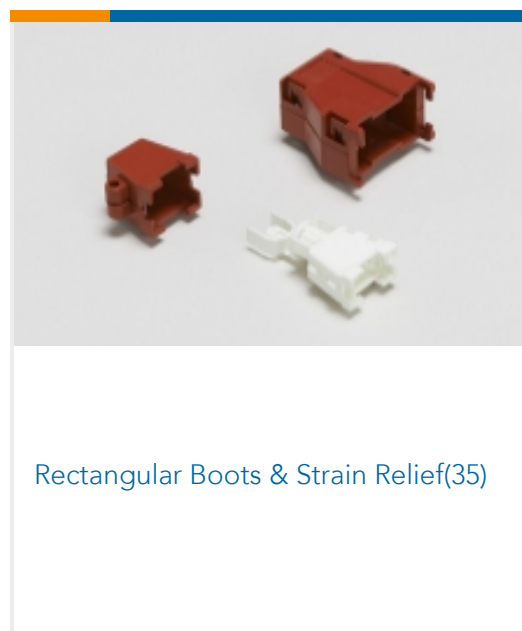
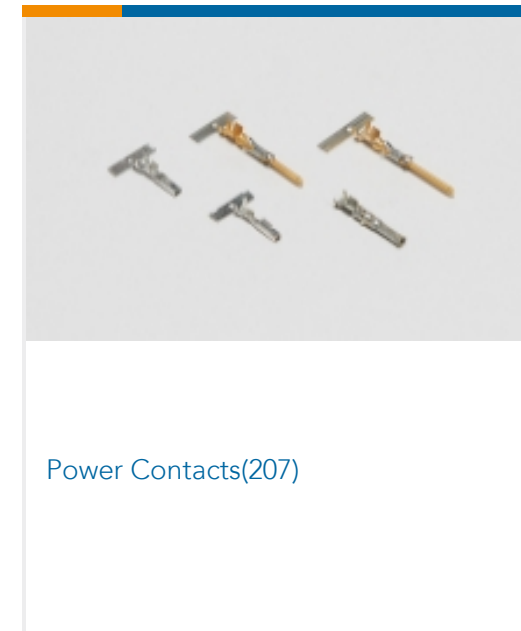
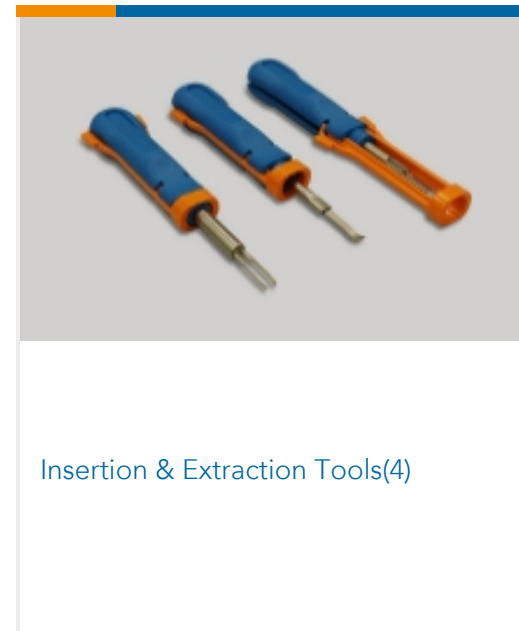
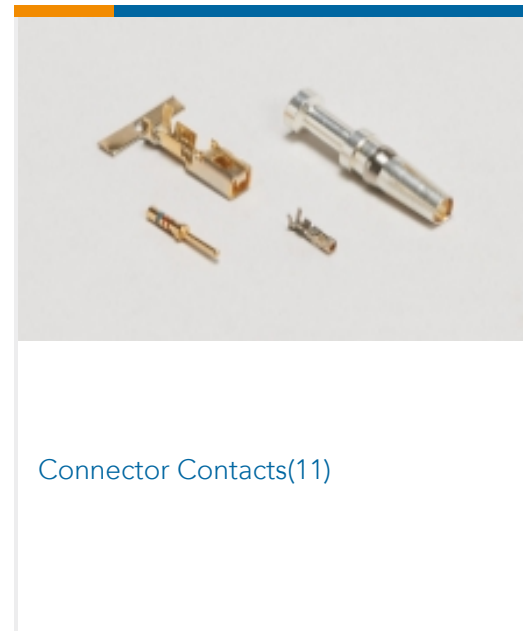

This information is provided based on reasonable inquiry of our suppliers and represents our current actual knowledge based on the information they provided. This information is subject to change. The part numbers that TE has identified as EU RoHS compliant have a maximum concentration of 0.1% by weight in homogenous materials for lead, hexavalent chromium, mercury, PBB, PBDE, DBP, BBP, DEHP, DIBP, and 0.01% for cadmium, or qualify for an exemption to these limits as defined in the Annexes of Directive 2011/65/EU (RoHS2). Finished electrical and electronic equipment products will be CE marked as required by Directive 2011/65/EU. Components may not be CE marked. Additionally, the part numbers that TE has identified as EU ELV compliant have a maximum concentration of 0.1% by weight in homogenous materials for lead, hexavalent chromium, and mercury, and 0.01% for cadmium, or qualify for an exemption to these limits as defined in the Annexes of Directive 2000/53/EC (ELV). Regarding the REACH Regulation, the information TE provides on SVHC in articles for this part number is based on the latest European Chemicals Agency (ECHA) 'Guidance on requirements for substances in articles' posted at this URL: <https://echa.europa.eu/guidance-documents/guidance-on-reach>

## Compatible Parts

 <p>TE Part # 350736-1 15P UMNL PLUG HSG</p>	 <p>TE Part # 770023-1 15P UMNLII IN-LNE PLUG HSG KIT</p>	 <p>TE Part # 926647-1 BOIT F MNL 15P</p>	 <p>TE Part # 1-640724-0 15P UMNL STR/REL &amp; INSRT NATL</p>
 <p>TE Part # 794281-1 15P UMNL INTERFACE SEAL</p>	 <p>TE Part # 794282-1 15P UMNL WIRE SEAL</p>	 <p>TE Part # 350812-1 STR/REL CLAMP UMNL</p>	 <p>TE Part # 640718-1 15P UMNL STR/REL</p>
 <p>TE Part # 1-350590-0 STR/REL CLAMP NATL</p>	 <p>TE Part # 1586683-9 15P UMNL HDR ASSY PC 94VO SL</p>	 <p>TE Part # 926647-3 UNIV.M-N-L.CAP HSG</p>	 <p>TE Part # 1-1586683-0 15P UMNL HDR ASSY PC 94VO SL</p>
 <p>TE Part # 1-350848-5 15P UMNL PLUG TEST ASSY 94VO</p>	 <p>TE Part # 1586170-1 15P UMNL PIN HDR 94VO NDH</p>	 <p>TE Part # 794745-1 15P UMNL CAP HSG BLACK</p>	 <p>TE Part # 926647-2 15P UN-MNL AUFN-GEH</p>



## Also in the Series | Universal MATE-N-LOK



## Documents

[CAD Files](#)

[3D PDF](#)

[3D](#)

[Customer View Model](#)

[ENG\\_CVM\\_CVM\\_350714-4\\_Y.2d\\_dxf.zip](#)

[English](#)

[Customer View Model](#)



[ENG\\_CVM\\_CVM\\_350714-4\\_Y.3d\\_igs.zip](#)

English

**Customer View Model**

[ENG\\_CVM\\_CVM\\_350714-4\\_Y.3d\\_stp.zip](#)

English

**Customer View Model**

[ENG\\_CVM\\_350714-4\\_P2.3d\\_igs.zip](#)

English

**Customer View Model**

[ENG\\_CVM\\_350714-4\\_P2.3d\\_stp.zip](#)

English

**Customer View Model**

[ENG\\_CVM\\_350714-4\\_P2.2d\\_dxf.zip](#)

English

**3D PDF**

English

By downloading the CAD file I accept and agree to the [Terms and Conditions](#) of use.

---

### Datasheets & Catalog Pages

[SOFT\\_SHELL\\_PIN\\_SOCKET\\_CONNECTORS\\_STANDARD\\_DENSITY](#)

English

---

### Product Specifications

[Application Specification](#)

English

---

### Product Environmental Compliance

[TE Material Declaration](#)

English

---

### Agency Approvals

[CSA Certificate](#)

English